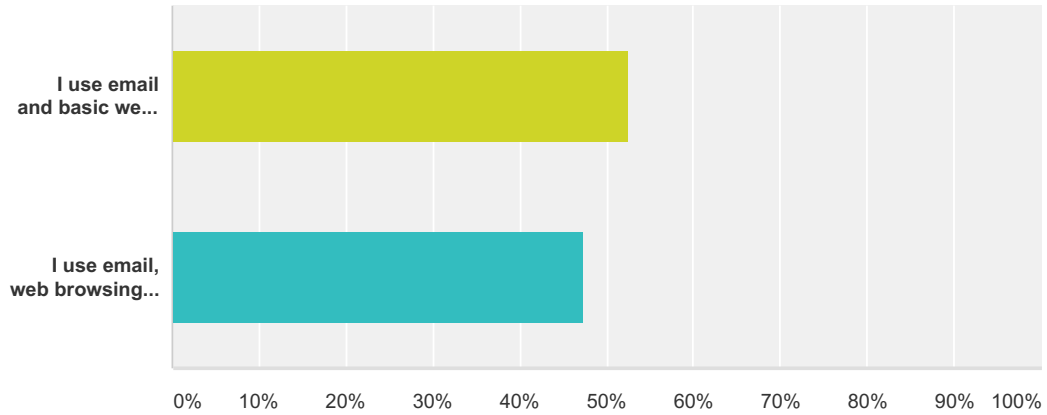


Broadband Survey

Q1 What type of internet user are you?

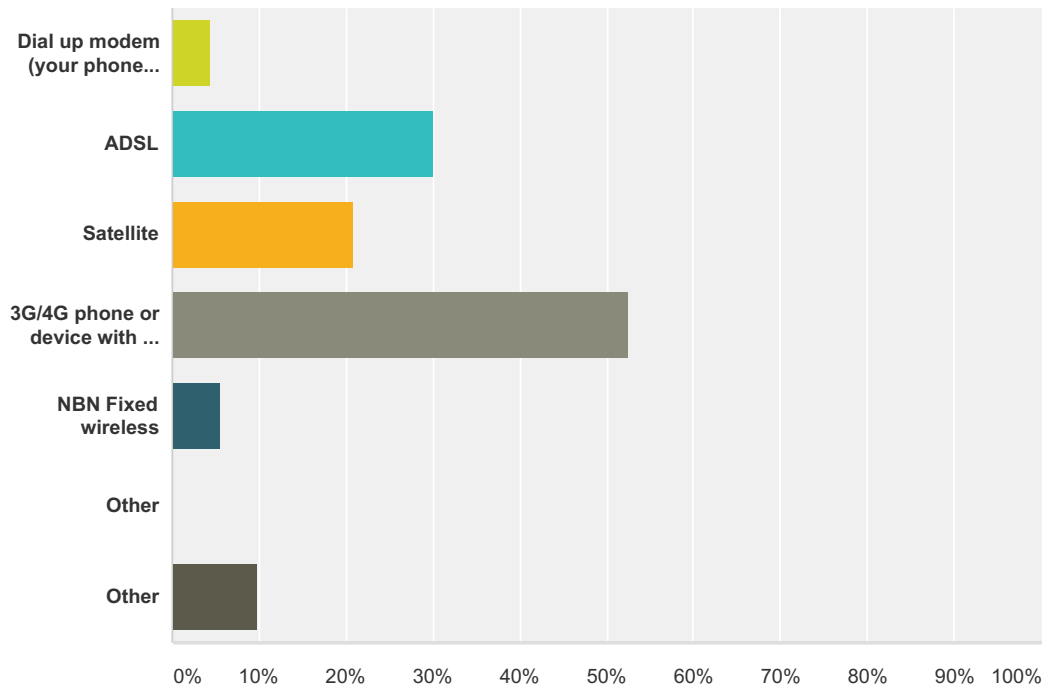
Answered: 494 Skipped: 39



Answer Choices	Responses
I use email and basic web browsing	52.63% 260
I use email, web browsing and often watch videos, download music or films, use video conferencing (such as Skype) or watch webinars	47.37% 234
Total	494

Q2 How do you connect to the internet? (tick all that apply)

Answered: 510 Skipped: 23



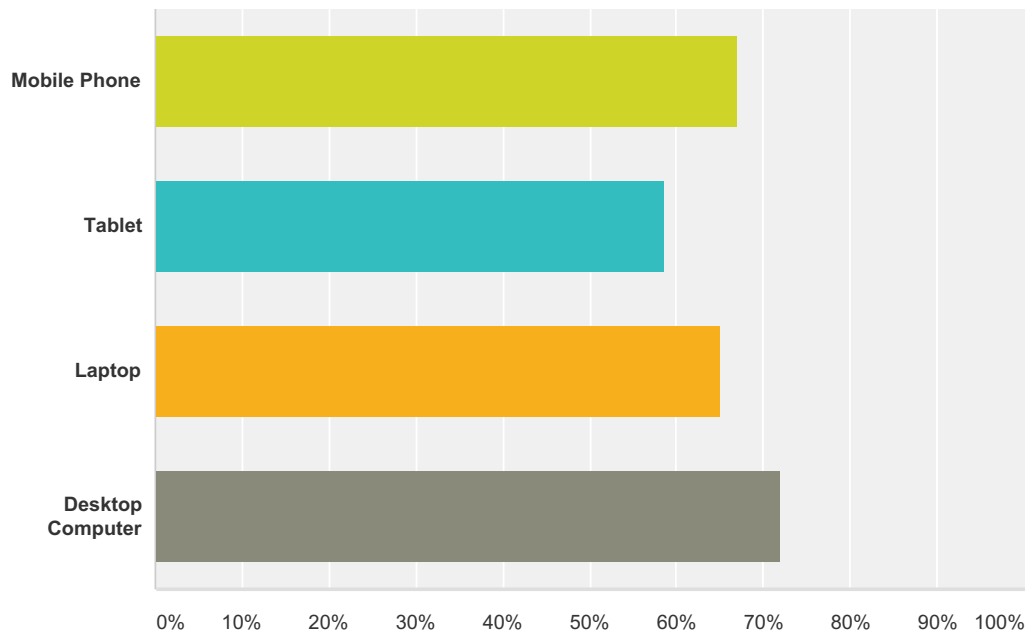
Answer Choices	Responses
----------------	-----------

Broadband Survey

Dial up modem (your phone landline)	4.31%	22
ADSL	30.00%	153
Satellite	20.78%	106
3G/4G phone or device with a sim card	52.55%	268
NBN Fixed wireless	5.69%	29
Other	0.00%	0
Other	9.80%	50
Total Respondents: 510		

Q3 Which of the following devices do you use to connect to the internet? (tick all that apply)

Answered: 523 Skipped: 10



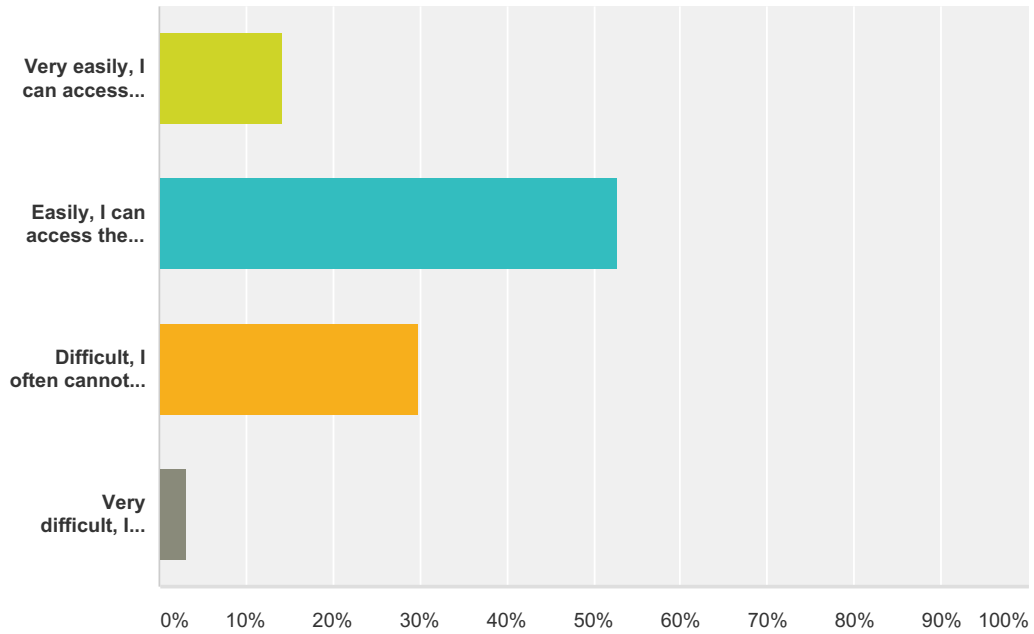
Answer Choices	Responses
Mobile Phone	66.92% 350
Tablet	58.70% 307
Laptop	65.20% 341
Desktop Computer	72.08% 377
Total Respondents: 523	

Q4 How would you rate the ease of connecting to the internet from your

Broadband Survey

device(s) where you live?

Answered: 520 Skipped: 13

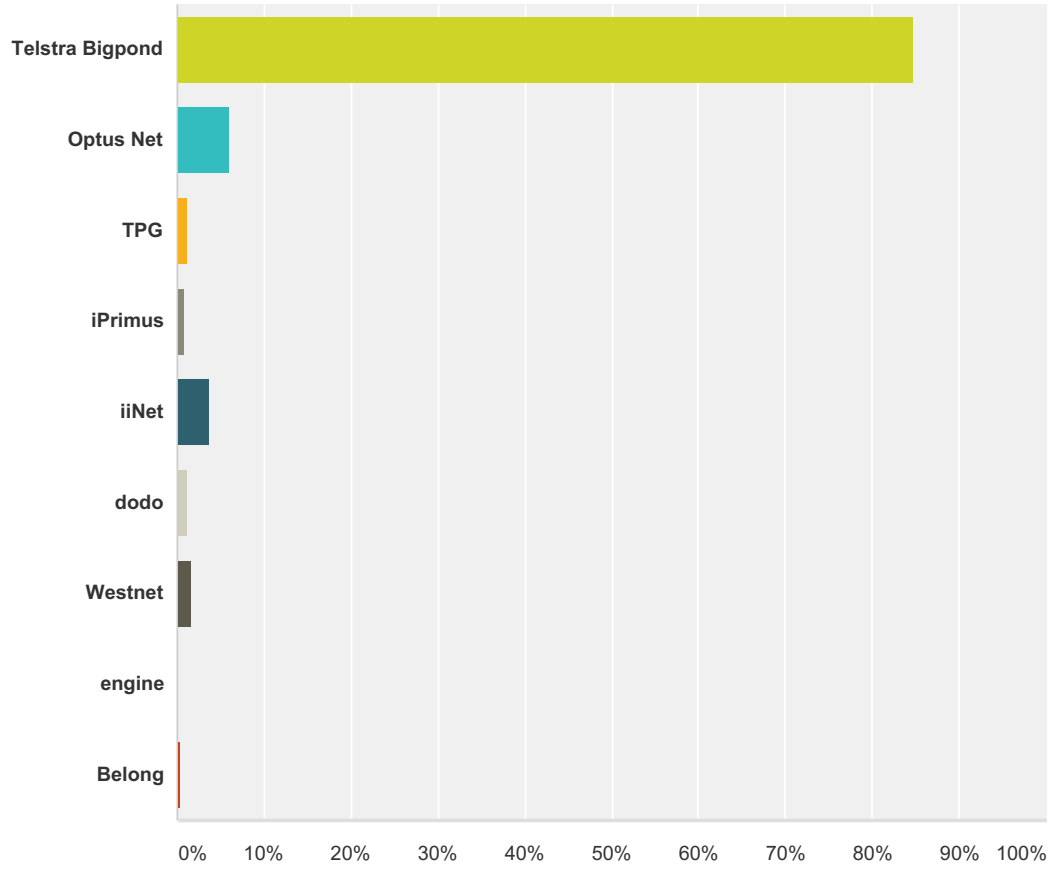


Answer Choices	Responses
Very easily, I can access internet all the time	14.23% 74
Easily, I can access the internet the majority of the time	52.88% 275
Difficult, I often cannot access the internet	29.81% 155
Very difficult, I can rarely get access to the internet	3.08% 16
Total	520

Q5 Who is your internet service provider?

Answered: 402 Skipped: 131

Broadband Survey

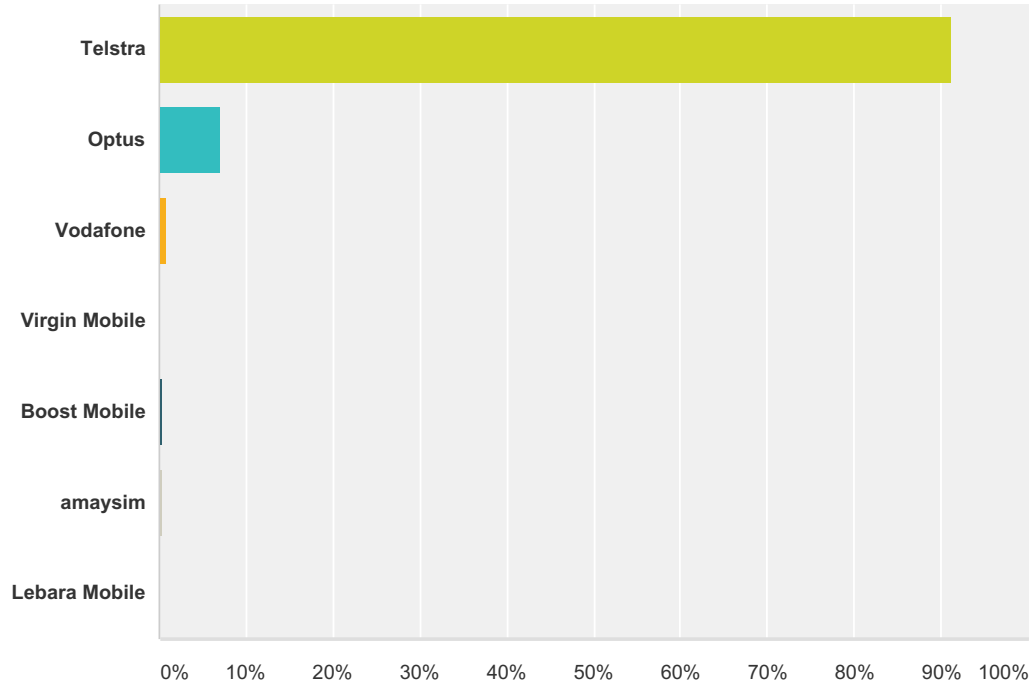


Answer Choices	Responses	Count
Telstra Bigpond	84.83%	341
Optus Net	5.97%	24
TPG	1.24%	5
iPrimus	0.75%	3
iiNet	3.73%	15
dodo	1.24%	5
Westnet	1.74%	7
engine	0.00%	0
Belong	0.50%	2
Total		402

Q6 Who is your mobile phone carrier?

Answered: 509 Skipped: 24

Broadband Survey

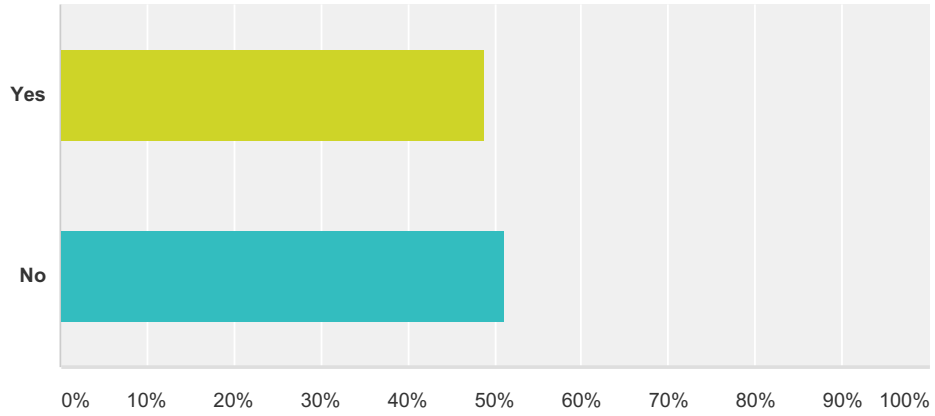


Answer Choices	Responses	Count
Telstra	91.16%	464
Optus	7.07%	36
Vodafone	0.79%	4
Virgin Mobile	0.20%	1
Boost Mobile	0.39%	2
amaysim	0.39%	2
Lebara Mobile	0.00%	0
Total		509

Q7 Is your internet and landline/mobile phone package bundled?

Answered: 523 Skipped: 10

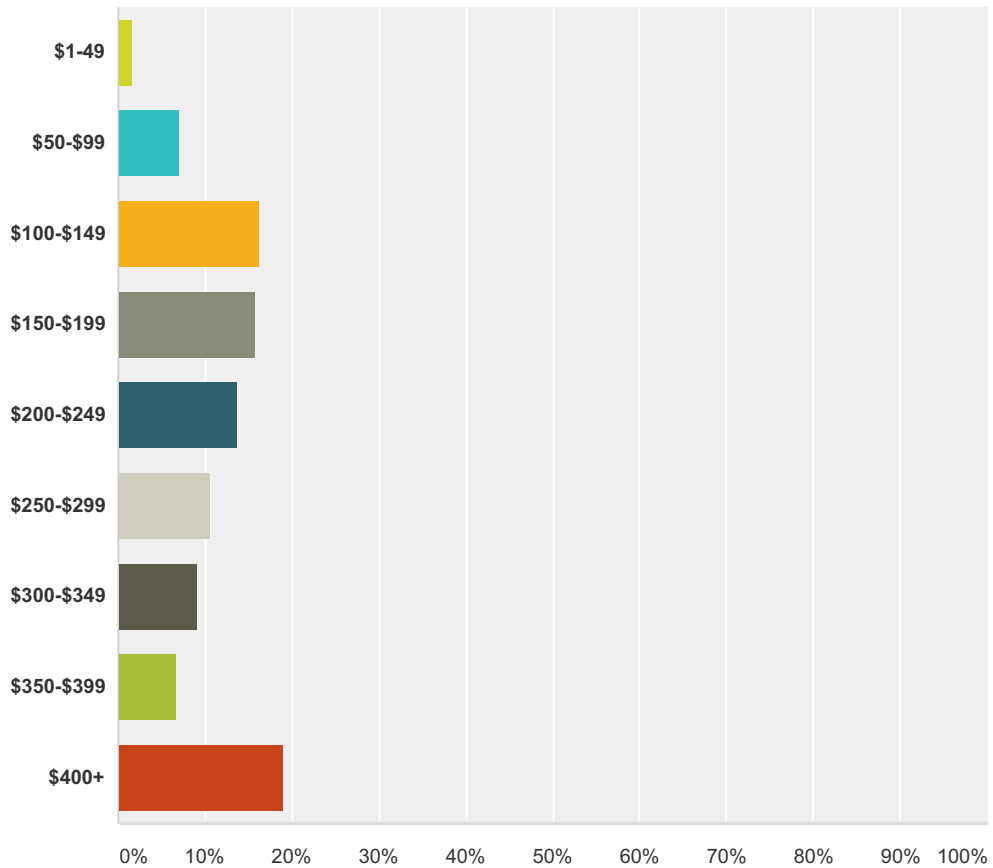
Broadband Survey



Answer Choices	Responses
Yes	48.76% 255
No	51.24% 268
Total	523

Q8 On a monthly basis, how much do you spend on your bundled internet and phone package?

Answered: 253 Skipped: 280

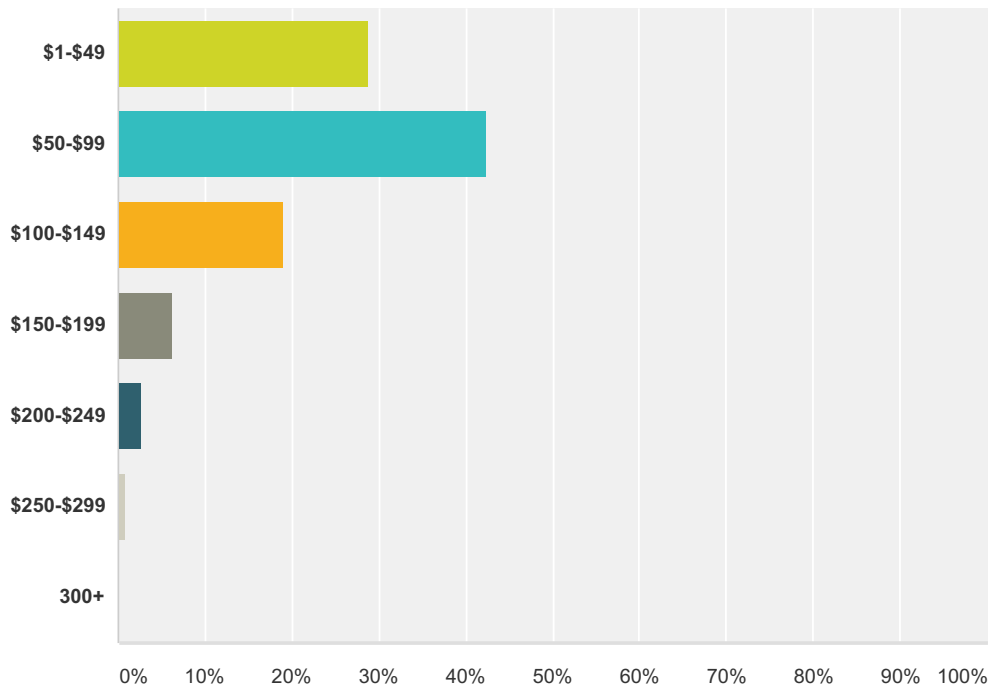


Broadband Survey

Answer Choices	Responses
\$1-49	1.58% 4
\$50-\$99	7.11% 18
\$100-\$149	16.21% 41
\$150-\$199	15.81% 40
\$200-\$249	13.83% 35
\$250-\$299	10.67% 27
\$300-\$349	9.09% 23
\$350-\$399	6.72% 17
\$400+	18.97% 48
Total	253

Q9 On a monthly basis, how much do you spend to connect to the internet?

Answered: 226 Skipped: 307



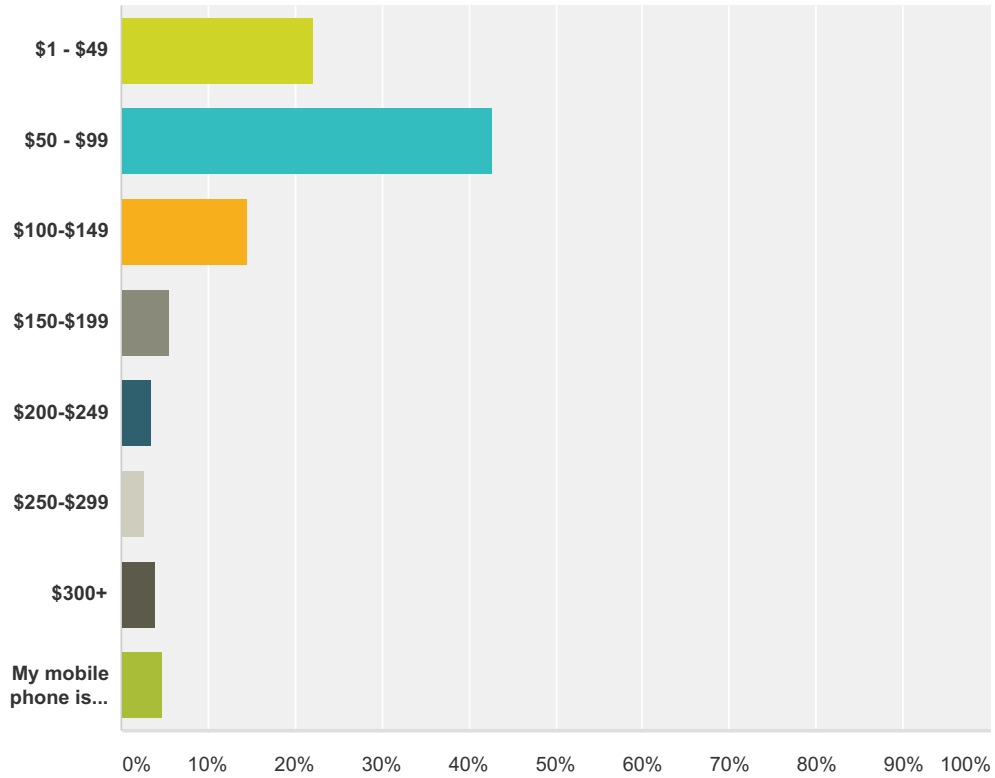
Answer Choices	Responses
\$1-\$49	28.76% 65
\$50-\$99	42.48% 96
\$100-\$149	19.03% 43
\$150-\$199	6.19% 14

Broadband Survey

\$200-\$249	2.65%	6
\$250-\$299	0.88%	2
300+	0.00%	0
Total		226

Q10 On a monthly basis, how much do you spend on your mobile phone contract?

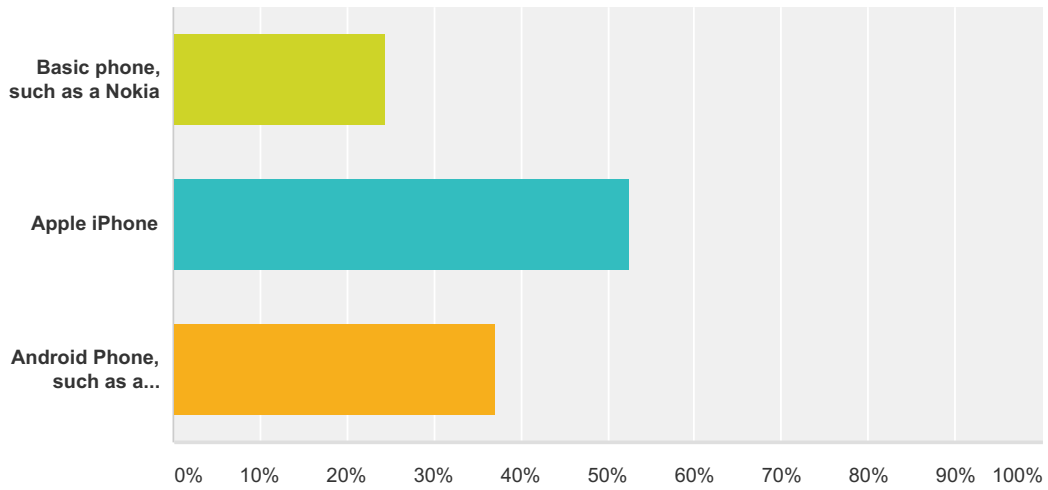
Answered: 227 Skipped: 306



Answer Choices	Responses
\$1 - \$49	22.03% 50
\$50 - \$99	42.73% 97
\$100-\$149	14.54% 33
\$150-\$199	5.73% 13
\$200-\$249	3.52% 8
\$250-\$299	2.64% 6
\$300+	3.96% 9
My mobile phone is bundled with my internet and/or landline	4.85% 11
Total	227

**Q11 What type mobile phone do you use?
(tick all that apply)**

Answered: 433 Skipped: 100

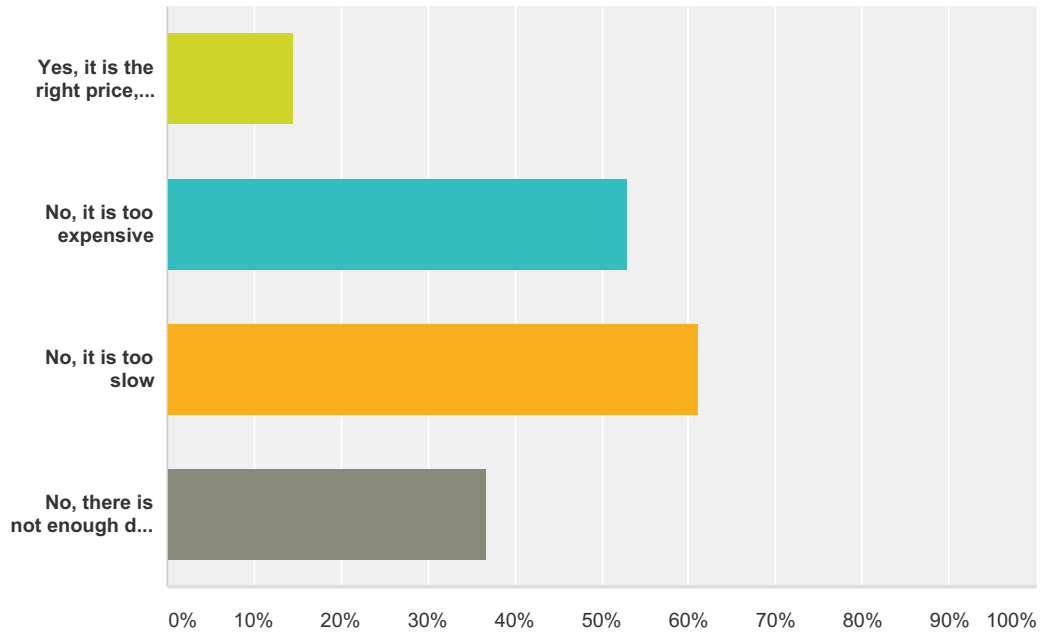


Answer Choices	Responses
Basic phone, such as a Nokia	24.48% 106
Apple iPhone	52.66% 228
Android Phone, such as a Samsung Galaxy, LG G4	37.18% 161
Total Respondents: 433	

Q12 Do your current internet & phone plans meet your needs and expectations in price, speed and data allowance? (tick all that apply)

Answered: 437 Skipped: 96

Broadband Survey



Answer Choices	Responses
Yes, it is the right price, fast enough and includes enough data	14.65% 64
No, it is too expensive	53.09% 232
No, it is too slow	61.10% 267
No, there is not enough data in the plan	36.84% 161
Total Respondents: 437	

Q13 By clicking 'BEGIN TEST' at the link below you are able to test your download and upload speed. This speed test should take no longer than 1 minute. Please record the results. www.speedtest.net/

Answered: 330 Skipped: 203

Answer Choices	Responses
What is your download speed?	100.00% 330
What is your upload speed?	96.06% 317

Q14 Please provide your contact details

Answered: 393 Skipped: 140

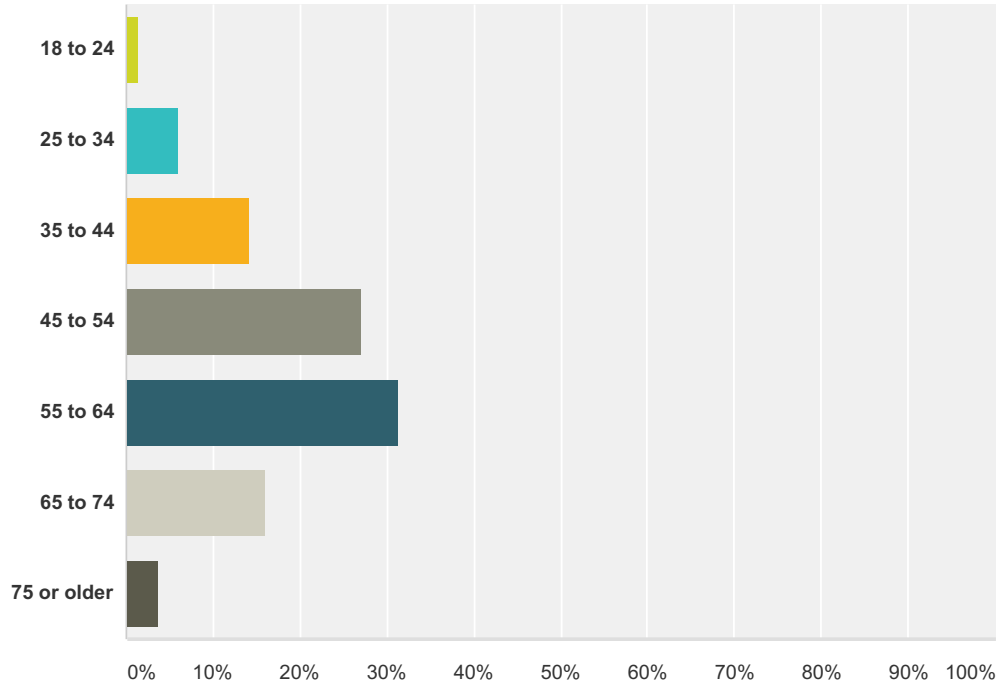
Answer Choices	Responses
Name	98.22% 386
Town	97.96% 385

Broadband Survey

Postcode	99.24%	390
Email	95.17%	374

Q15 What is your age?

Answered: 394 Skipped: 139

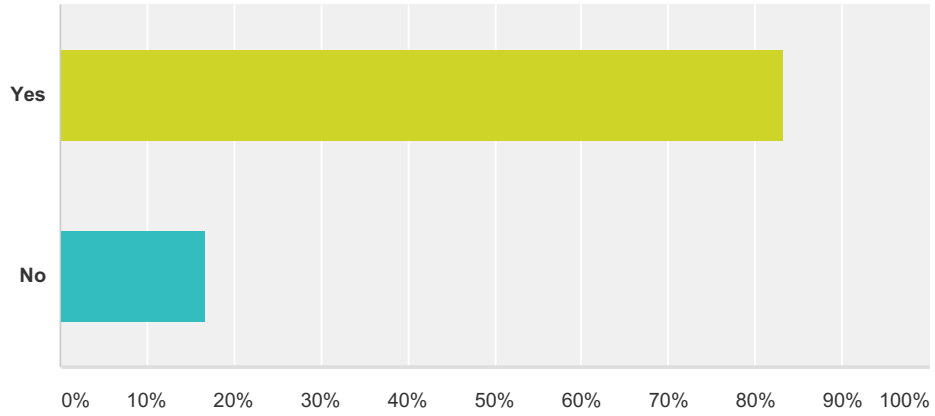


Answer Choices	Responses
18 to 24	1.52% 6
25 to 34	6.09% 24
35 to 44	14.21% 56
45 to 54	27.16% 107
55 to 64	31.22% 123
65 to 74	15.99% 63
75 or older	3.81% 15
Total	394

Q16 Are you currently a VFF member?

Answered: 394 Skipped: 139

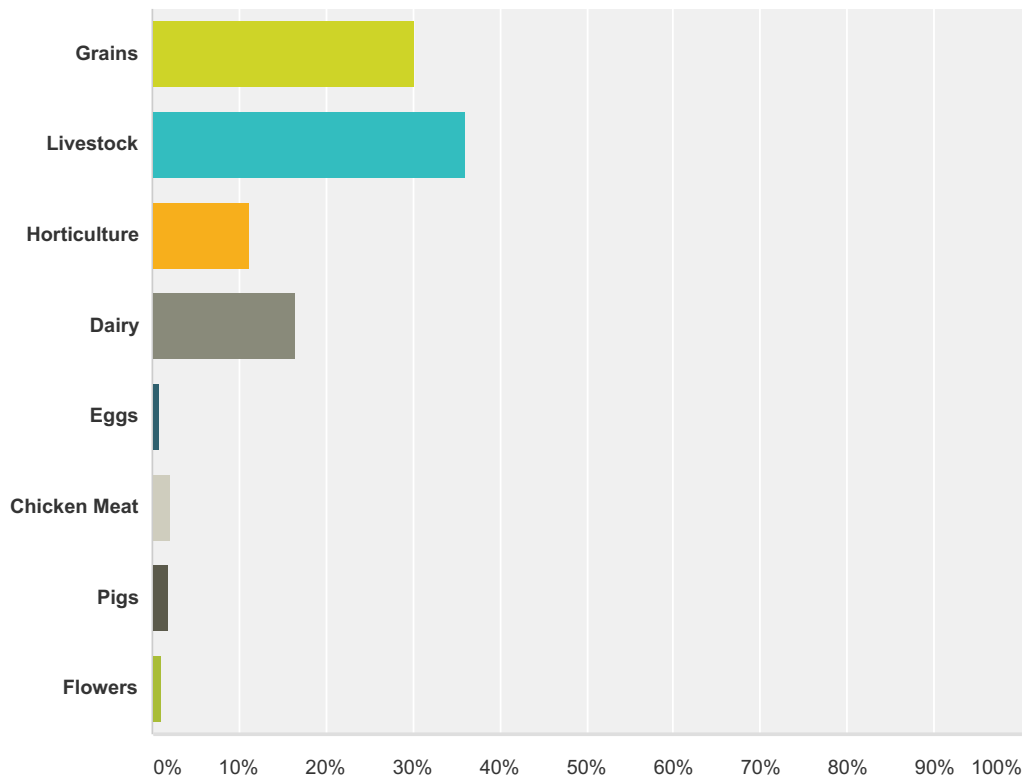
Broadband Survey



Answer Choices	Responses	Count
Yes	83.25%	328
No	16.75%	66
Total		394

Q17 What commodity do you best associate with?

Answered: 380 Skipped: 153



Answer Choices	Responses	Count
Grains	30.26%	115

Broadband Survey

Livestock	36.05%	137
Horticulture	11.32%	43
Dairy	16.58%	63
Eggs	0.79%	3
Chicken Meat	2.11%	8
Pigs	1.84%	7
Flowers	1.05%	4
Total		380

Q18 Do you have any further comments about your broadband connectivity?

Answered: 268 Skipped: 265